

Quick Links

Return to Play

BPALL Charter

Important Tools

2020 Differences

Player Expectations

Parent Support

Practice Guidelines

Gear

Safe Seating Diagrams



Berwyn Paoli Little League

Return-to-Play Guidebook

Guidelines to ensure the health and well-being of our community of:

- Players
- Families
- Volunteers
- Visitors

Summer 2020

Version – **DISTRO 1.0**

Dated July 1, 2020



Quick Links

Return to Play

BPALL Charter

Important Tools

2020 Differences

Player Expectations

Parent Support

Practice Guidelines

Gear

Safe Seating Diagrams

Stay committed to protecting our community!

In order to make the baseball, softball and challenger programs possible during the 2020 season and while under a COVID protocol, we need help from everyone who visits the BPALL fields.

This document provides key information for players, families, volunteers and visitors to help make the return to play safe and fun.

In order for the 2020 season to be a success, we need each family to commit to upholding the return to play guidelines.

Please carefully READ the enclosed information. By your child's participation in our Little League program you agree to the terms of the Return-to-Play waiver.

Additional Links

Little League International has developed content to assist communities as they return to play. For more information please use the link below.

[Season Resumption Guide: Best Practices Guidelines](#)

Read the Waiver

Double-click to open the document.



Microsoft Word
Document



Quick Links

Return to Play

BPALL Charter

Important Tools

2020 Differences

Player Expectations

Parent Support

Practice Guidelines

Gear

Safe Seating Diagrams

Stay informed and engaged throughout the season.



Berwyn Paoli Little League Website

www.bpall.org

- Field status
- Contact information
- Return-to-play guidelines

Other Websites

- [CDC](https://www.cdc.gov)
- [State of Pennsylvania](https://www.state.pa.us)
- [Chester County](https://www.chestercounty.org)

Federal, state, and county information

GameChanger App

for Apple and Android

- Schedules, updates, and cancellations
- Player availability for practice and games
- Batting orders and lineups
- Requests for parent support during games and practice

GAMECHANGER
TEAM MANAGER

All sports. All in one place.

Attendance data will be kept on file electronically.

In the event of a suspected or confirmed exposure, communication will go to all persons in-close-contact with the individual who tested positive within the prior 14-day period. To protect privacy, the name of the infected person will not be shared.

Data requested by state and county contact tracing efforts will be shared. All privacy rules apply.



Quick Links

Return to Play

BPALL Charter

Important Tools

2020 Differences

Player Expectations

Parent Support

Practice Guidelines

Gear

Safe Seating Diagrams

Know what's new for 2020.

- Parent or guardian must remain at practices and games - *We will need volunteers!*
- Required wellness confirmation from parents before each practice and game - *The league reserves the right to check temperatures prior to practice and games.*
- Revised seating for players and families
- No more than two players in the dug out at the same time
- Reserved parking for at-risk visitors
- Digital tools to communicate (apps)
- Staggered schedules to reduce crowd size and allow for distance
- No catcher position for TBALL and Machine Pitch
- No sharing bats, gloves, helmets, etc. - *Bring your own gear!*
- Multiple sets of baseballs to allow for sanitization between innings
- Required masks when in close proximity to players
- Distanced pre-game and end-of-game sportsmanship acknowledgements - *Tip caps instead of shaking hands at the end of each game.*
- Umpire positioning farther back from home plate or at the pitching mound, depending on division



Quick Links

Return to Play

BPALL Charter

Important Tools

2020 Differences

Player Expectations

Parent Support

Practice Guidelines

Gear

Safe Seating Diagrams

Be prepared and follow the guidelines.

NOW!

- Get your own helmet, glove, bat, water bottle and hand sanitizer.
- Label EVERYTHING with your name and a cell phone number.
- Update your availability on the GameChanger app.

Majors and minors players who are CATCHERS: If you have your own gear – please let your coach know!

Two weeks before each game and practice

Update your availability on the GameChanger app.

One day before each game and practice

- Gather your gear.
- Make sure you have plenty of hand sanitizer.
- Re-confirm your participation on the GameChanger app.

Day of game or practice

- Parents, players, and anyone visiting must complete a wellness check, including temperature.
- **Do not come to the fields if you are exhibiting symptoms or have had a fever of 100.4 or greater in the last 24 hours!**
- Check in with your manager/coach and confirm you completed the wellness check at home.



Quick Links

Return to Play

BPALL Charter

Important Tools

2020 Differences

Player Expectations

Parent Support

Practice Guidelines

Gear

Safe Seating Diagrams

Support our players and the league.

Coaches and managers will work with team parents to assign the following roles for each practice and game. All BPALL coaches are volunteers, please help and support them as they work to keep our players safe!

On Field

Safety Coordinators (3 – 5 per team)

- Multiple parents to help with drills and keeping of social distance; head coach to provide direction
- A parent to sanitize balls and catching gear

Field Maintenance

- Set up for drills
- Lead players and parents in field raking and clean up post practice / games

Off Field

Safety Coordinator

Help check temperatures for children at the start of practice / games, set up bags 6 feet apart and stay socially distant on bench; when taking breaks and when sanitizing hands

Trash Duty – Carry In / Carry Out

Each team will receive trash bags, please clean up after every practice and game and place bags in dumpster or take home.

Game Day!

- Scorekeeper using GameChanger app
- Announcer



Quick Links

Return to Play

BPALL Charter

Important Tools

2020 Differences

Player Expectations

Parent Support

Practice Guidelines

Gear

Safe Seating Diagrams

Follow the practice guidelines for all divisions.

Adopting the new guidelines will take patience and gentle reminders. During the first few weeks of practice, please remember to support coaches and managers as they:

- Begin to implement the new guidelines so both children and adults build the proper habits for future events
- Take a few minutes at the start and end of practice to help the players get to know one another
- Emphasize sportsmanship; positive cheering for your team is encouraged (no chants please)
- Establish measures so children gradually re-acclimate to the physical activity of the sport
- Focus on conditioning in addition to skill building
- Break teams into small groups so drills move quickly and players are not congregating
- Provide opportunities for players to experience each position
- Remind players to frequently hydrate and sanitize hands
- Work with players and parents to address questions and concerns



Quick Links

[Return to Play](#)

[BPALL Charter](#)

[Important Tools](#)

[2020 Differences](#)

[Player Expectations](#)

[Parent Support](#)

[Practice Guidelines](#)


[Gear](#)

[Safe Seating Diagrams](#)

Parents need gear too!

Check out the Berwyn Paoli Little League GEAR page.

[Click here ▼](#)



Quick Links

Return to Play

BPALL Charter

Important Tools

2020 Differences

Player Expectations

Parent Support

Practice Guidelines

Gear

Safe Seating Diagrams

Please take a moment to review our safe seating diagrams for the fields you will visit.

Quick Links

Toscani

Haas

TBALL
Buchanan

Cappelletti

Greskoff





Family spectator zone

Player/coach zone

Parking spaces with a view for higher risk community members

Players & Coaches

- Bleachers are reserved for player “dug out”
- Players must wear helmet while sitting in bleachers to protect in the event of foul balls
- Traditional dug outs used for only 2 - 3 players and a coach
- Players to hang bags at spots designated along fence line
- All players come in from field, stow glove and get batting helmet from their bag or designated spot
- Coaches / Managers
 - (2) spread among outside dugout at bleachers
 - (1) managing batters at entrance to field

Visitors and Spectators

Leave 6 feet between you and the next family

NOTE: Bleachers have been relocated and are not in location depicted in photo.





Family spectator zone

Player/coach zone

Parking spaces with a view for higher risk community members

Players & Coaches

- Bleachers are reserved for player “dug out”
- Players must wear helmet while sitting in bleachers to protect in the event of foul balls
- Traditional dug outs used for only 2 - 3 players and a coach
- Players to hang bags at spots designated along fence line
- All players come in from field, stow glove and get batting helmet from their bag or designated spot
- Coaches / Managers
 - (2) spread among outside dugout at bleachers
 - (1) managing batters at entrance to field

Visitors and Spectators

Leave 6 feet between you and the next family

NOTE: Bleachers have been relocated and are not in location depicted in photo.





Family spectator zone

Player/coach zone

Parking spaces with a view for higher risk community members

Players & Coaches


- Bleachers are reserved for player “dug out”
- Players must wear helmet while sitting in bleachers to protect in the event of foul balls
- Traditional dug outs used for only 2 - 3 players and a coach
- Players to hang bags at spots designated along fence line
- All players come in from field, stow glove and get batting helmet from their bag or designated spot
- Coaches / Managers
 - (2) spread among outside dugout at bleachers
 - (1) managing batters at entrance to field

Visitors and Spectators

Leave 6 feet between you and the next family

NOTE: Bleachers have been relocated and are not in location depicted in photo.




Family pod zone
Spectator zone


Players & Coaches

- Family members are asked to sit in a “pod” socially distanced from the next “pod”
- Please sit in ORDER of your child's jersey # (lowest # near home plate)
- Players will sit with families while waiting to bat
- Players will come in from the field and go to their family “pod”, stow glove and get batting helmet
- Players must wear helmet while waiting to bat

Visitors and Spectators

Leave 6 feet between you and the next family



 Family pod zone Spectator zone

Players & Coaches

- Family members are asked to sit in a “pod” socially distanced from the next “pod”
- Please sit in ORDER of your child's jersey # (lowest # near home plate)
- Players will sit with families while waiting to bat
- Players will come in from the field and go to their family “pod”, stow glove and get batting helmet
- Players must wear helmet while waiting to bat

Visitors and Spectators

Leave 6 feet between you and the next family





**Thank you to all the BPALL families and community members
for supporting the 2020 Return-to-Play Guidelines.**